



Swavesey
Village College

Year 10 Lifeskills

JUNE 2026

MOCK EXAMS

Start next week
Timetable in Canteen 1

Your Individual mock exam timetable – paper copy today and has been sent out to them via email with seating and rooms

If you spot any errors, then you need to let exams know; exams@swaveseyvc.co.uk – or your tutor.



MOCK EXAMS

- Make sure you have the correct equipment. (the night before!)
- Calculator/Pens/Pencils/ruler/maths bits/clear case or carried
- **Register with your tutor FACE TO FACE** before you go to the canteen in the morning.
- Check your seat on the board in the canteen.
- If your timetable says LK1,2,3 or 4, these are the LINK building rooms. You will be taken there in the first exams from the canteen. If it says NSH – this is the NEW SPORTS HALL
- You cannot have your phone, watch or airpods in your pocket. **This must be correct before you enter the exam room.**
- Quieten as you approach the exam room/hall **FIND YOUR FOCUS**
- Listen carefully and follow instructions, e.g. do not write on your exam paper until told to.



EXPECTATIONS/RULES

These will be in place for the real exams and therefore will be followed for mocks too.

- *If candidates talk communicate or disturb others after they enter the exam room, the exam board **MUST** be informed.*
- *If candidates fail to hand in mobile phones, watches or mobile devices, the exam board **MUST** be informed.*
- *Do **NOT** open your paper until told to. If a candidate does, then the exam board **MUST** be informed.*
- *Candidate to check that they have the correct paper and put hand up if they have been given the wrong paper.*
- *Candidates need to be aware that penalties imposed by exam boards can be severe and include awarding zero marks in an exam (or all exams in a season).*
- *Toilet breaks – not in the first 30 minutes, and not the last 20 minutes. Go to toilet before going to the exam.*

When not in an exam – go to your usual lesson (including Intervention lessons) for independent revision (until Wednesday 24th June)

Revision is YOUR responsibility – be organised for the next couple of exams with books, cards, materials

Revision in lessons will be focused and purposeful.

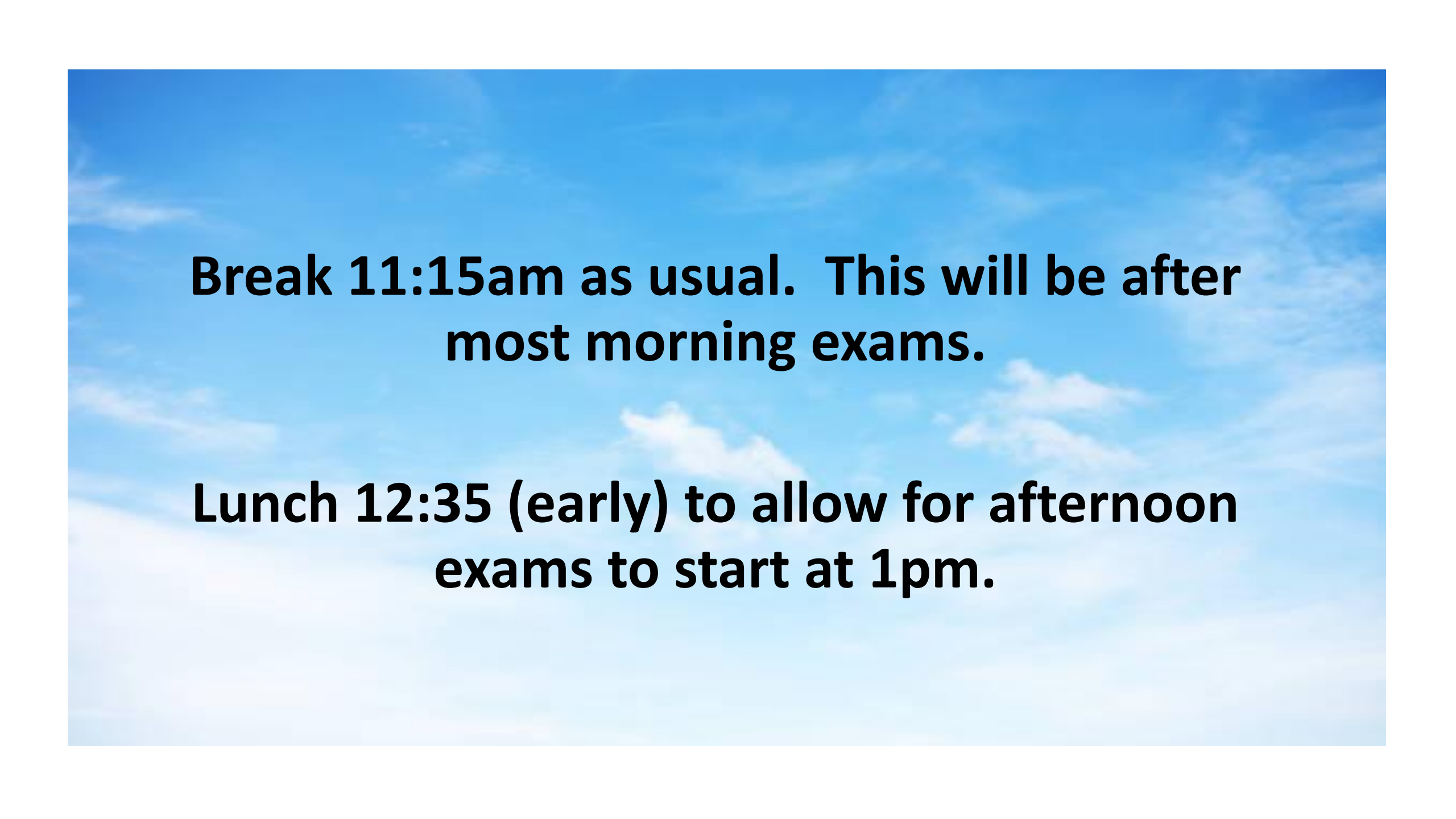
Any student disrupting will be sanctioned as they will not disturb revision time for others.

At the end of an exam...

Please leave the exam area quietly and respectfully as others may still be working.

Morning Exams – after your break, please head to your lesson when directed to.

Afternoon Exams – please go straight to your P5 lesson.



Break 11:15am as usual. This will be after most morning exams.

Lunch 12:35 (early) to allow for afternoon exams to start at 1pm.

Assessment

- Teachers look at the standard of your current work (in comparison to other students' work and your work in the past).
- They then make a **prediction (ECP)** about what grade you will get at the end of Year 11.
- You will get a **report at the start of Year 11** with a set of predicted grades for all of your subjects (as well as scores for your attitude to learning) based on these mocks and your classwork.
- In December, you will have a 1-to-1 conversation with each of your teachers about the predicted grade (CAP) that will be sent off as part of your Post-16 applications.
- Teachers have a good understanding of your work ethic and ability based on the work you produce in lesson as well as your coursework and mocks.
- There will be regular assessments in your subjects to monitor your progress.





REVISION

Make the moments count. Plan your time over the weekend and for the week.

Sleep

Eat breakfast/snacks/lunch

Drink plenty of water

BE ORGANISED TO BE IN CONTROL

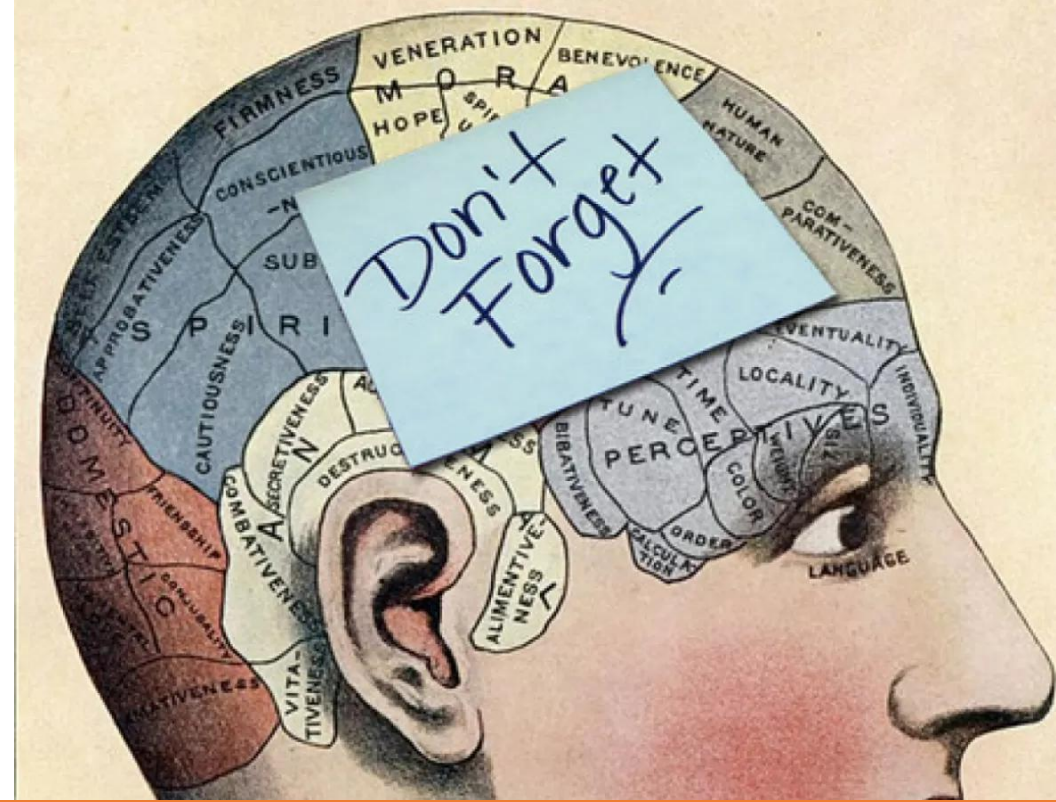
Do your best!

*If you do not complete papers, you will be asked to resit;
make the first one count.*

Fail to prepare, prepare to fail.

Memory Exercises

There are things I don't know off by heart.



Tassomai

SPARX

Seneca

Flash Cards

Quizzes

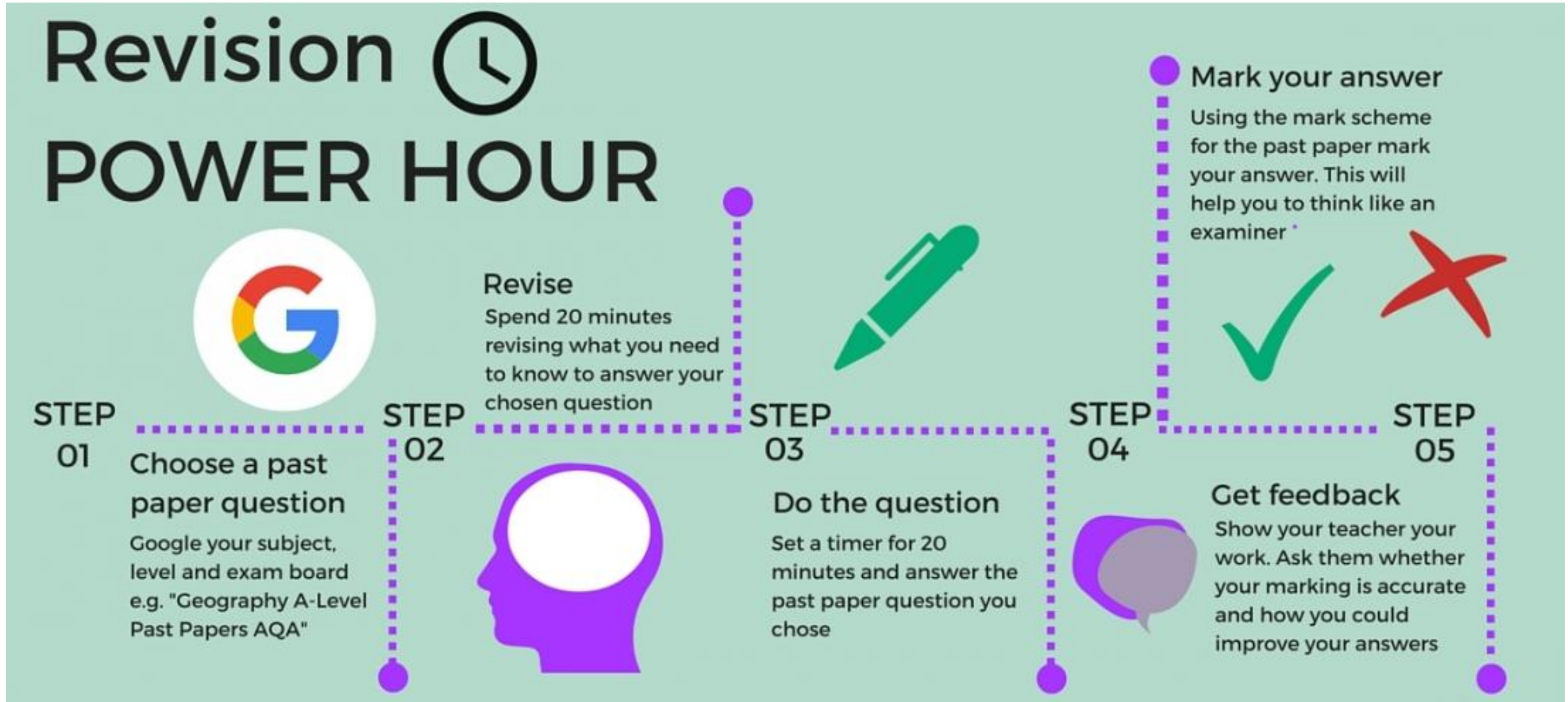
Posters

Blurting

Repetition

Repetition

So much of doing well in exams is being able to write your answers in the right way. This can be as simple as remembering your units in maths or as long and complex as an English literature essay. And there's a lot in between: 6 markers, 8 markers, 12 markers....



Another Problem

I can't get organized. I don't know how to make a plan and stick to it.

Checklists

Booklet

Pomodoro Method

Spacing: 2357

Plan when

Find helpers not distractors



Common Needs

1. There are things I don't understand.
2. There are things I haven't learned about.
3. There are things I don't know off by heart.
4. There are things I don't always do when I'm writing my answers.





Get help when...

1. There are things I don't understand.
2. There are things I haven't learned about.

Booklet


Online

Teachers

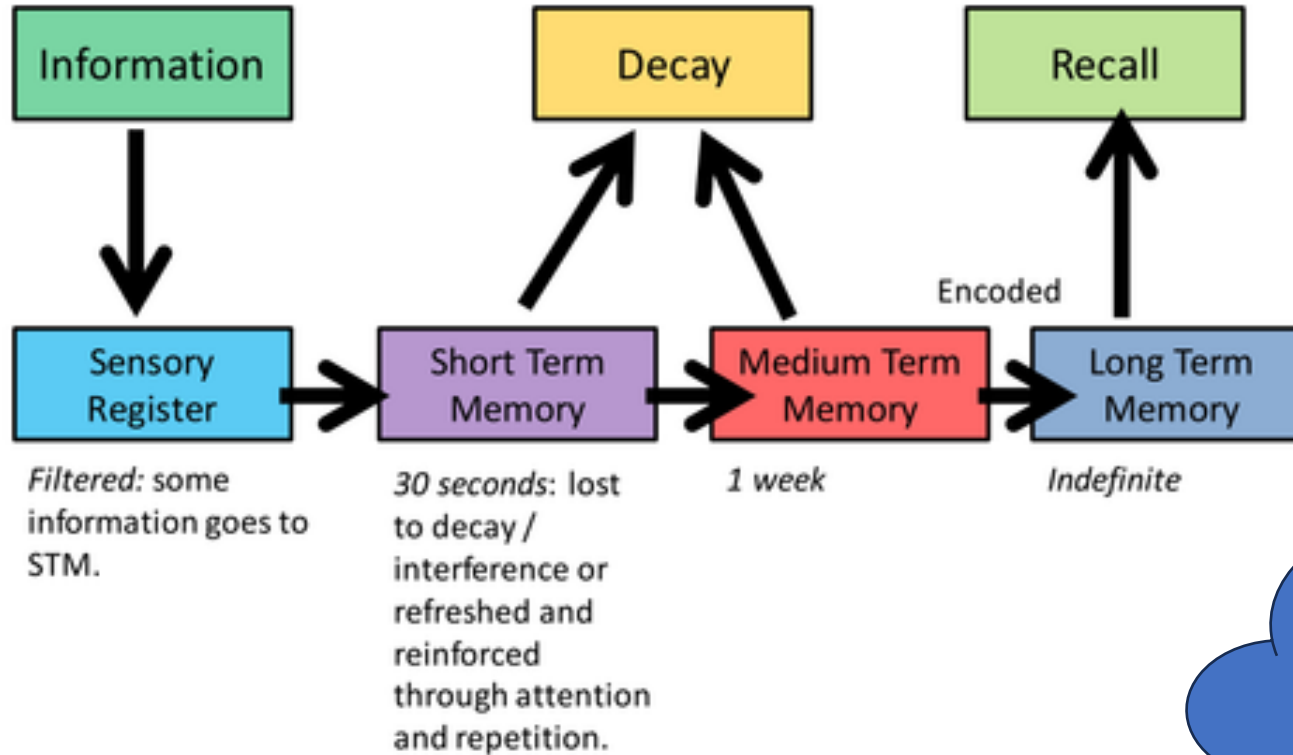
Friends

Tutor

Family



How Does Memory Work?



Why don't you remember it?



You will start to feel stressed if you feel like:

- I don't know what to do
- I'm not as good as them
- It isn't going in
- I haven't got enough time
- There's too much to do

These feelings are normal and common. Learning to deal with them is part of growing up, I'm afraid.

Also, there are **solutions** to all of these worries.



You are our priority. We want to help. We will do everything we can do make this year successful.

And we're already pretty good at that.

And so are you.

YOU'VE GOT THIS!



memegenerator.net